

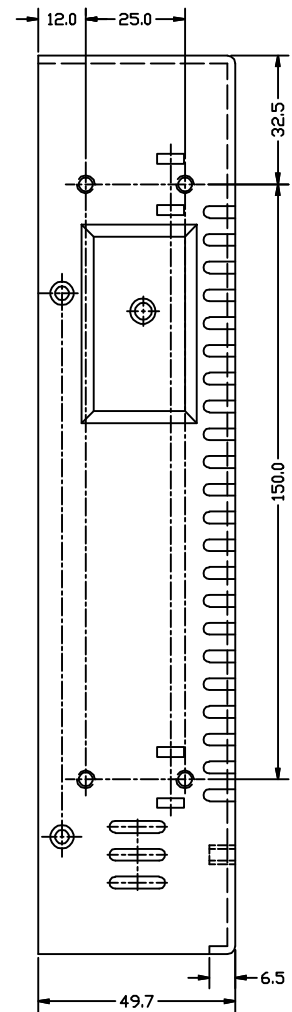
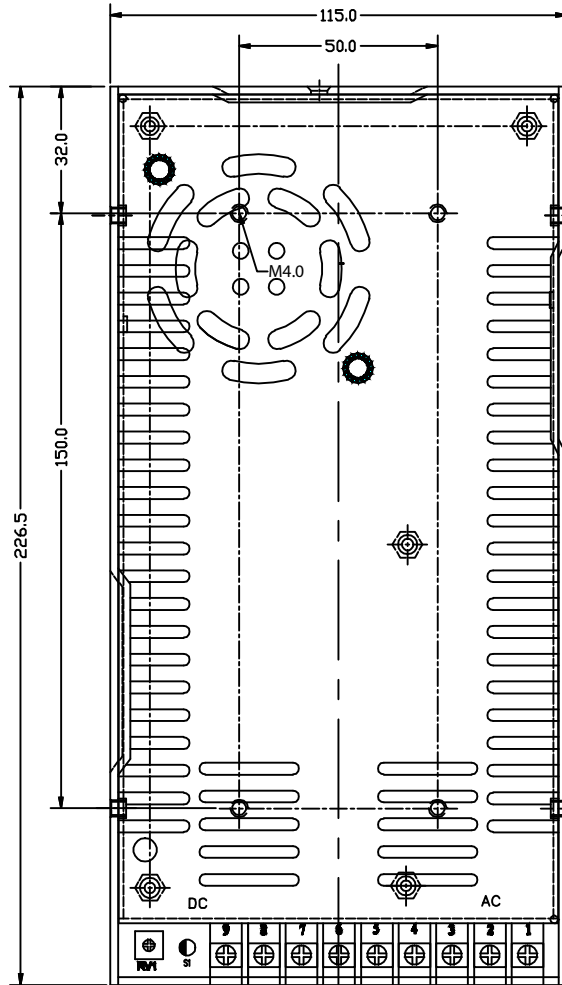
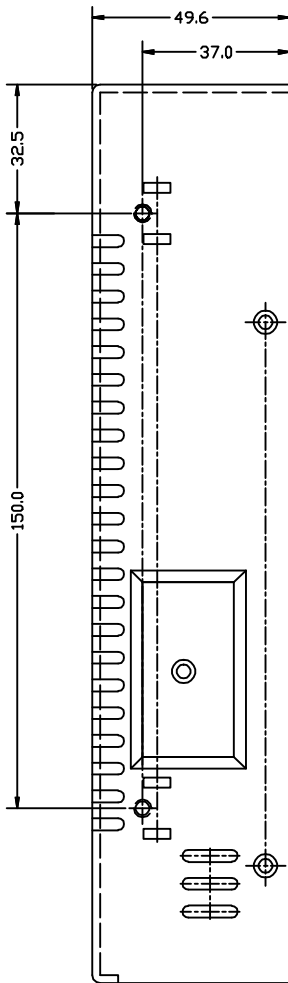
**Features:**

- Universal AC input/ Full range
- Built-in active PFC function, PF>0.95
- High Efficiency, and High Reliability
- Output Protections: OLP/OTP/OVP/SCP
- Wide operating ambient temperature (-25°C~70°C)
- Conformal Coating on PCB Soldering Side
- All using 105°C long life electrolytic capacitors.
- 100% full load burn-in test



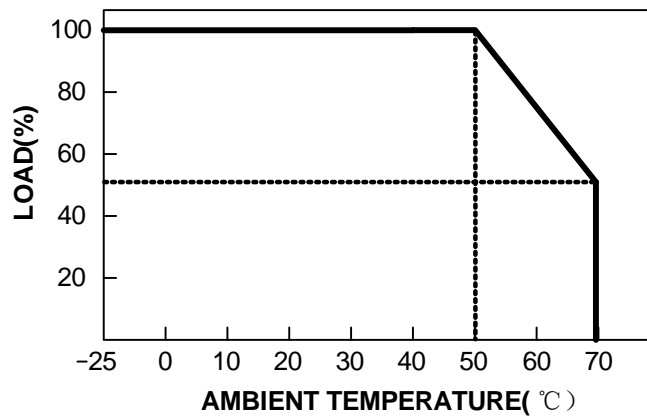
Model	QPDF-320-3.3	QPDF-320-4	QPDF-320-5	QPDF-320-7.5	QPDF-320-12	QPDF-320-24	QPDF-320-28	QPDF-320-36	QPDF-320-48	
Output Characteristics										
DC Output	3.3V	4V	5V	7.5V	12V	24V	28V	36V	48V	
Rated Current	60A	60A	60A	40A	25A	13A	11A	8.8A	6.7A	
Current Range	0~60A	0~60A	0~60A	0~40A	0~25A	0~13A	0~11A	0~8.8A	0~6.7A	
Ripple and Noise	0~65°C	<150mV	<150mV	<150mV	<150mV	<150mV	<150mV	<200mV	<240mV	
	-20~0°C	<180mV	<180mV	<180mV	<180mV	<180mV	<180mV	<200mV	<240mV	
Voltage ADJ. Range	3.1V~3.6V	3.7V~4.3V	4.4V~5.3V	6.6V~8.4V	10.5V~13.3V	19.7V~26.4V	25.7V~30.4V	33.2V~38.4V	41.5V~53.1V	
Voltage Accuracy	±2.0%	±2.0%	±2.0%	±2.0%	±1.0%	±1.0%	±1.0%	±1.0%	±1.0%	
Line Regulation	±0.5%	±0.5%	±0.5%	±0.5%	±0.3%	±0.2%	±0.2%	±0.2%	±0.2%	
Load Regulation	±1.0%	±1.0%	±1.0%	±1.0%	±0.5%	±0.5%	±0.5%	±0.5%	±0.5%	
Set-up Time	<2.5s (115VAC input, full load) <1.2s(230VAC input, full load)									
Hold-up Time	3.3V/4V/5V >14ms (230VAC input, full load) 7.5V/12V/24V/28V/36V/48V >16ms (230VAC input, full load)									
Temperature Coefficient	±0.03%/°C									
Overshoot and Undershoot	<5.0%									
Input Characteristics										
Voltage Range	88VAC~264VAC, 124VDC~370VDC									
Frequency Range	47Hz-63Hz									
Power Factor (Typical)	PF>0.98/115VAC PF>0.95/230VAC									
Efficiency (Typical)	115VAC	72%	73%	73%	77%	78%	79%	79%	80%	81%
	230VAC	77%	78%	79%	83%	86%	87%	87%	87%	88%
AC Current (max)	5.0A									
Inrush Current (Typical)	<23A@115VAC Cold start <45A@230VAC Cold Start									
Leakage Current	Input-Output: <0.1mA Input-PG: <0.75mA									
Protection										
Over Load (OLP)	105%~135% of rated output current, hiccup mode, auto recovery									
Over Temperature (OTP)	85°C ± 5°C (heatsink of power transistor); shut down, auto recover after the temperature decreases									
Over Voltage (OVP)	110%~150% of rated output voltage, shut down, re-power on to recover									
Short Circuit (SCP)	Long-term mode, auto recovery									
Environmental Characteristics										
Operating Amb. Temp. & Hum	-25°C~70°C; 20%-90% RH Non-Condensing									
Storage Temp. & Hum	-40°C~85°C; 10%-95% RH Non-Condensing									
Safety Standards	UL60950-1; EN60950-1: 2006									
Withstand Voltage	Primary-Secondary: 3.0KVAC;≤10mA. Primary-PG: 1.5KVAC;≤10mA. Secondary-PG: 0.5KVDC;≤10mA									
Isolation Resistance	≥100M ohms									
EMI Conduction & Radiation	Compliance to EN55022(CISPR22) Class B									
Harmonic Current	Compliance to EN61000-3-2, 17625.1-2003									
EMS Immunity	Compliance to EN61000-4-2, 3, 4, 5, 6, 8, 11; ENV50204, light industry level, criteria A									
General Characteristics										
MTBF (MIL-HDBK-217F)	More than 300,000Hrs (25°C, Full load)									
Dimension (LxWxH)	226.5x115x50mm									
Packing	10PCS/CTN. G.W: 11.6kgs									
Cooling Method	Forced air cooling (built-in DC fan)									

MECHANICAL SPECIFICATIONS



Pin No.	Assignment
1	AC-L
2	AC-N
3	F.G
4,5,6	DC output -V
7,8,9	DC output +V

DERATING CURVE



UNIT: mm